

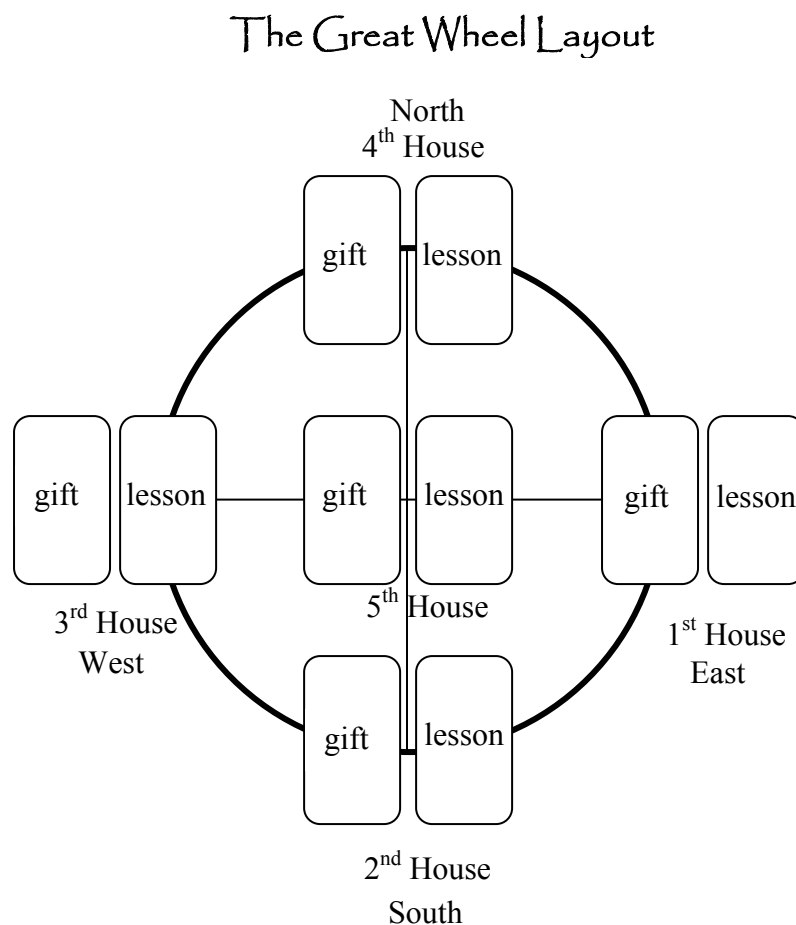
The Great Wheel Layout

The Great Wheel layout is the most versatile layout I have yet developed. In fact, at this point I use the Great Wheel layout almost exclusively. One of the reasons I like this layout so much is that it can be used for a variety of different purposes. Unlike many other layouts, it is not used for gathering only one type of information. Its like having three different layouts in one! I use the Great Wheel to view:

- Soul Path Information (what one has come here to learn and do in this lifetime).
- Overview of the year (what is developing over the next 12 months, and how it relates to the overall Soul Path).
- And an In-depth look at current situations, where strong direction and insight are necessary for full understanding of an event or development in one's life.

In addition to its versatility, the Great Wheel layout offers the most in-depth information. This is due to its large number of cards (10) and the opportunity to know exactly the gifts and lessons one is receiving through any given experience. It is also great at assisting one in understanding what actions or direction should be taken in order to learn the lessons and obtain the gifts within one's circumstances.

Even though the layout can be used to look at three different types of information, the basic lay of the cards doesn't change. There are always ten cards—two in each of five "houses" or areas within the layout. The first of these cards to be drawn is always a gift card. The second is always the lesson card. The only difference between the three uses of the layout is in the meaning of each of the houses that the cards fall within. The basic layout is as follows:



Houses: Depending upon the type of reading you wish to do, the interpretation of the cards will depend upon the meaning assigned to the *house* that the cards inhabit. The *house* describes the overall influence around the cards. This allows for a more exact interpretation of the cards that appear in any given area of the layout. The meaning of the *house* will vary, depending upon the type of reading one is doing (soul path, yearly, or snapshot).

Gift Cards: The *Gift* card represents the benefit or potential outcome of the situation. The manifestation of the *gift* always depends upon one's ability to learn the lesson that is indicated by the lesson card. Generally, the gift can not be attained until one has moved through the lesson.

Lesson Cards: The *Lesson* card represents the aspect that one is learning about in the given situation. This is also called the "challenge" or "action" card. In order for the *Gift* card to manifest, the *Lesson* must be learned and integrated. In the Soul Path layout, this card generally represents a true lesson, or a concept one must learn about and practice before one's gift can manifest. In the Yearly Overview and In-depth layouts, this card can also represent a course of action, or what one must DO in order to gain the gift.

Elemental Interactions

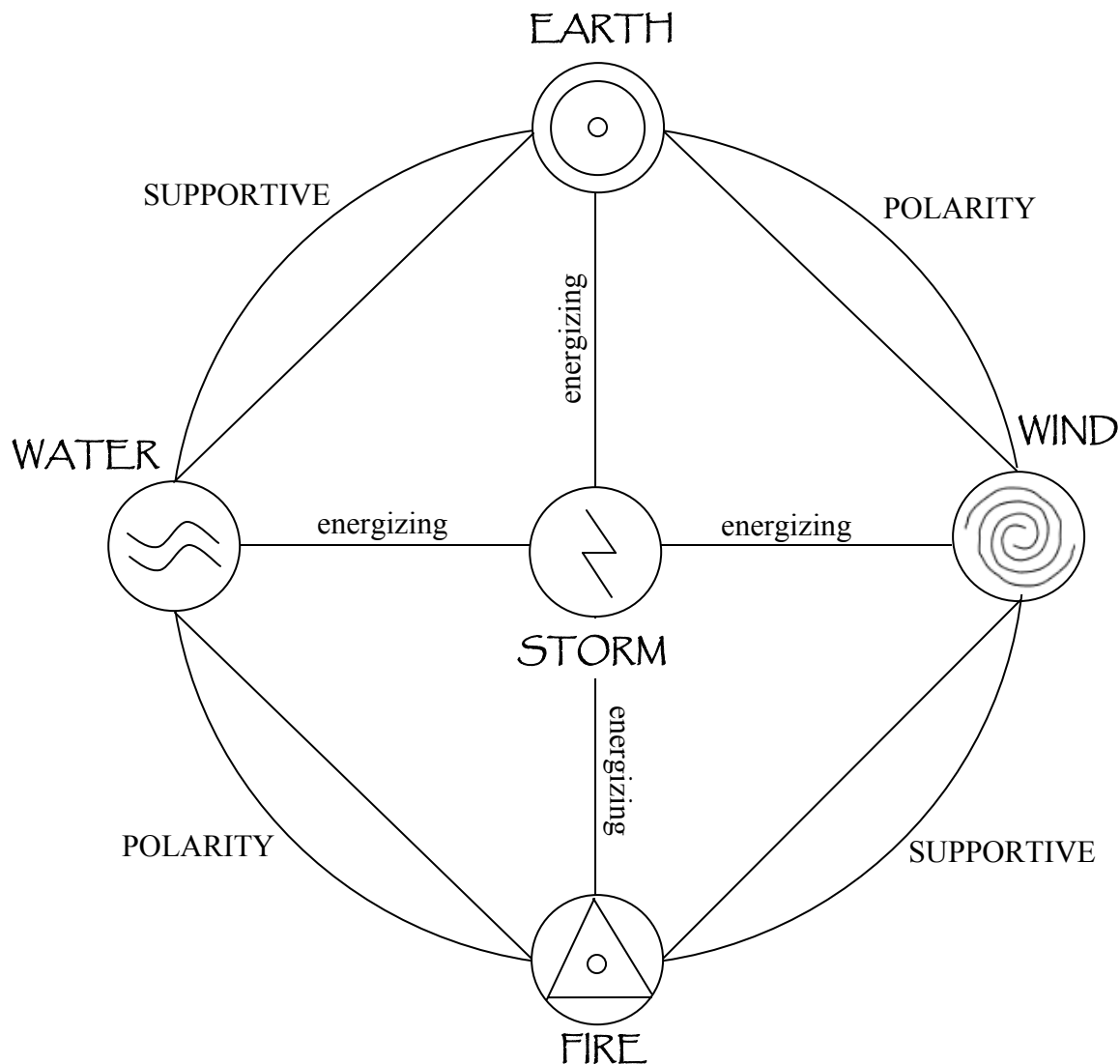
The first level of information one receives in the Great Wheel layout is simply the relationship between the keyword for the card and the keyword for the house. For instance, if you receive "Love" as your gift in the "Spirit" house, then you can divine that your spiritual gift in this lifetime is sharing Love or heart energy with others. If your lesson card is "Nurture" in the "Spirit" house, then you know that you will need to learn to share that heart energy appropriately—in a way that is nurturing not only to others, but also to yourself.

In addition to keywords, however, you can gain a tremendous amount of deeper information and insight by looking at the interactions of the elemental forces within the layout. For instance, in the example above, both the "Love" card and the "Nurture" card belong to the Water element suite. Water represents emotion, intuition, communication of feelings and personal truth, and relationship. These cards are appearing in the Wind house, which represents connection to spiritual guidance, communication of ideas and concepts, mental processes, and inspiration. From simply connecting what I know of the Water and Wind elements, then, I could divine that this person is going to learn their greatest spiritual lessons through relationship with others. They would be the type of person who would probably be a "helper/healer", has strong intuitive and psychic gifts, and is a strong empath who may have difficulty separating their own emotions from the emotions they perceive around them. They may consider themselves to be "hyper-sensitive".

The exploration of elemental dynamics is an important facet of interpreting the Crystal Ally Cards. In order to begin to learn to interpret elemental dynamics, it is important to first understand what each of these elemental forces represents.

Earth	Fire	Water	Wind
Physical Self Family/home Survival issues Support Structure	Energy Dynamics Sexuality Creativity Manifestation	Emotion Intuition Love Relationships Communication of feelings	Psychic Ability Mental Processes Communication of ideas Spiritual Connection
Storm			
Dynamic Balance Cleansing Breakthrough Transformation			

On the following page is an illustration of how these elemental forces interact with one another. The interactions of these elemental forces can give you a lot of insight into the deeper dynamics of energy that are at work beneath the surface of the reading.



Supportive Dynamics of Elemental Forces

Some Elemental Forces are supportive of one another. This support can either manifest as energizing or stabilizing energies.

EARTH	WATER	FIRE	WIND
Stabilizes Water Stabilizes Fire	Stabilizes Wind Energizes Earth	Energizes Earth Stabilizes Wind	Energizes Fire Energizes Water

Polarities

Other elemental forces are Polarities, meaning that they are on opposite ends of the energetic spectrum. They counter each other's energy directly.

Earth is the polarity of Wind

Water is the polarity of Fire

Interpreting Elemental Interactions in the Houses: Generally, the following rule of thumb applies when interpreting the elemental interactions in any given house.

Supportive

If the element of the card is in a supportive relationship with the element of the house, the gift or lesson will be relatively easy for the subject of the reading.

Polarity

If the element of the card is in direct opposition to the element of the house, that particular aspect will be more difficult to learn or integrate.

Example:

1st House
WIND - SPIRIT

 <p style="text-align: center;">GIFT: Divine Connection WIND</p>	 <p style="text-align: center;">LESSON: Grounding EARTH</p>
---	--

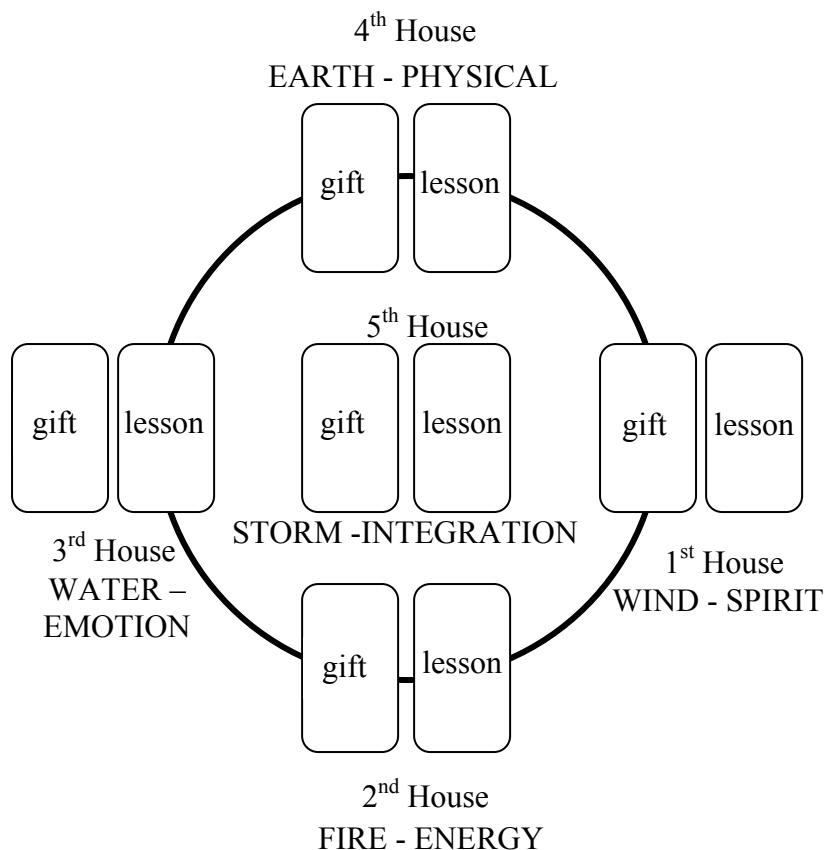
Here we have a Wind element card in the Gift position in the Wind house (Spirit). This would tell me that this person's spiritual gift is their ability to connect with Divine energy and information.

However, their lesson card is Grounding, which is an Earth element card. Earth and Wind are polarities, so I know immediately that this lesson is going to be a difficult one. While this person doesn't have a problem connecting to Spirit, they do have a problem staying grounded and bringing that Divine Connection to the Earth plane. This would indicate to me someone who has difficulty balancing their spirituality and their day-to-day life.

In order to manifest their gift of Divine Connection, then, they will need to learn and develop the skill of grounding. A hard lesson, but necessary if they are to fulfill their soul purpose!

Now that we've look at the way in which elements can interact, lets take a look at the three different ways you can use the Great Wheel Layout to gain information about your Soul Path, upcoming experiences, and your current life situations.

Soul Path Layout



The Soul Path Layout allows one to perceive and understand one's soul purpose for this lifetime. This layout outlines the gifts one has brought in to share with the world, as well as the lessons that must be learned before the gifts can come to the fore.

To begin this reading, shuffle and fan the cards in front of you. Before you pull the cards for each house, you may call upon the element of that house or focus upon the key word for that house.

1st House: East – Wind - Spirit

The first house in the Soul Path layout represents one's mental focus and one's spiritual abilities and lessons. The first card chosen is the Gift card. This card represents the Spiritual gift that this soul has come to manifest in the world. The second card is the lesson card, which reveals the main spiritual lesson for this lifetime. Only by exploring and integrating the lesson can the gift become manifest. The Wind rules one's psychic abilities and mental. I define psychic abilities as one's ability to receive information from outside sources (guides, angels, etc.). The Spirit house can also represent the gifts and lessons one experienced during early childhood. That doesn't mean that the lesson was necessarily learned during childhood—just that the dynamics of this house would first reveal themselves by events one experiences in childhood.

2nd House: South – Fire - Energy

The second house represents the way in which one puts one's energy into the world, as well as how one experiences the energies around them. This house can also represent one's basic self image and self confidence. It reveals one's abilities for creation and manifestation, and one's willingness and ability to take action and assert one's self in the world. This is the house for energetic interaction with others and with one's environment.

This house can represent the adolescent and early adult periods of one's life, as this is the time when self- definition is being refined.

3rd House: West – Water - Emotion

The third house represents the emotional aspect and one's intuitive ability. I define intuition as the ability to receive information kinesthetically, empathically, or by going within and "feeling" intuitive information. This is the house of gut instinct and gut reaction. Within this house we learn about the emotional gifts and the emotional lessons that one has come to learn. This house often holds information on karmic lessons learned through relationship.

This house can reveal stages of development between the ages of about 25 – 45.

4th House: North – Earth - Physicality

The fourth house reveals information about our 3-D reality and Earth walk. The Earth element represents the physical body, home and family structures, and how one meets one's survival needs (job or career). This house is key in understanding how you are being asked to manifest your spiritual purpose as seen in the 1st house cards.

This house represents maturity and wisdom, the manifestation of one's Soul purpose, and the cycle of life between the ages of 45 to death.

5th House: Storm – Integration

The fifth house offers insight into the Main Gift and Main Lesson for this lifetime. The cards that appear here in the center can be related to the cards of each of the other houses to gain an understanding of the primary learning the soul is embarking upon for this lifetime.

Soul Path Layout Worksheet

Date:

1st house: East – Wind – Spirit

Gift:

Element:

Elemental Interaction:

Interpretation:

Lesson:

Element:

Elemental Interaction:

Interpretation:

2nd house: South- Fire - Energy

Gift:

Element:

Elemental Interaction:

Interpretation:

Lesson:

Element:

Elemental Interaction:

Interpretation:

3rd house: West – Water - Emotion**Gift:****Element:****Elemental Interaction:****Interpretation:****Lesson:****Element:****Elemental Interaction:****Interpretation:****4th house: North – Earth - Physicality****Gift:****Element:****Elemental Interaction:****Interpretation:****Lesson:****Element:****Elemental Interaction:****Interpretation:**

5th house: Center – Storm - Integration**Gift:****Element:****Elemental Interaction:****Interpretation:****Lesson:****Element:****Elemental Interaction:****Interpretation:****Questions:**

Which lessons do you feel you have already moved through?

Which lessons do you still need to integrate?

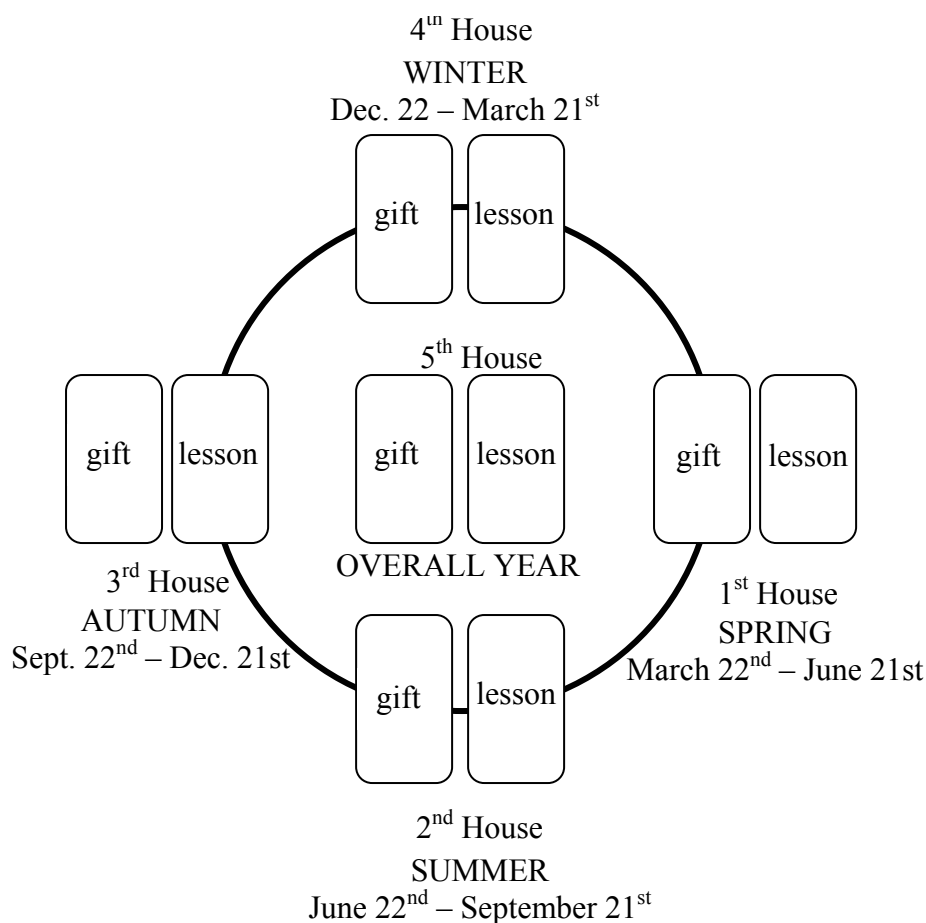
How have the lessons in this reading exhibited themselves in your life so far?

What are the predominant elements in this layout?

What do these elements tell you about your overall energy for this lifetime?

NOTES:

Yearly Overview Layout



In using the Great Wheel layout for a yearly overview, you are able to pinpoint what will be developing in your experience over the coming 12 month period. To begin this reading, always find your current season and begin your layout with that house. For instance, as of today we would be in the Spring house, because the date falls within this range. If it were Autumn, however, you would begin your reading with the 3rd house and progress around the wheel from there.

Each of these houses represents a season of the year based on the time between a solstice and equinox. These dates are based upon the northern hemisphere. If you are in the southern hemisphere, or reading for someone in the southern hemisphere, you would reverse the seasons.

The center of the layout, or Overall Year area, gives you an understanding of the master gift and master lesson that you are learning throughout the year, as well as how the other gifts and lessons relate to the overall energies of the coming year.

Yearly Overview Worksheet

Date:

1st House: SPRING, March 22nd – June 21st

Gift:

Lesson:

Interpretation:

2nd House: SUMMER, June 22nd – September 21st

Gift:

Lesson:

Interpretation:

3rd House: AUTUMN, September 22nd – December 21st

Gift:

Lesson:

Interpretation:

4th House: WINTER, December 22nd – March 21st

Gift:

Lesson:

Interpretation:

5th House: OVERALL YEAR- Master Gift & Master Lesson

Gift:

Lesson:

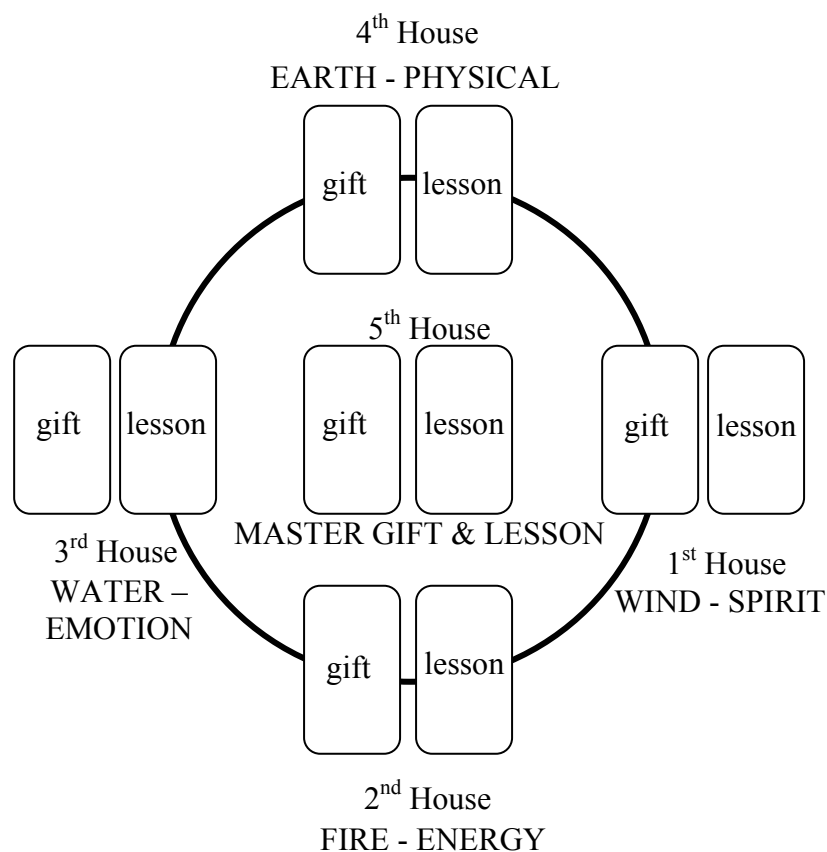
Interpretation:

Elemental Exercises:

1. Is there a predominance of any one element in this layout?
2. Notice any elemental interactions that may be in play in each house and write your thoughts about these dynamics.

NOTES:

“Snapshot” or In-depth Current Experience Layout



The “snapshot” layout is one of the best ways I have found to gain an in-depth reading on the impact of current experiences on all aspects of one’s life. You’ll notice that it looks exactly like the Soul Path layout. In this layout, however, you draw the cards focusing upon a specific situation that is currently an issue for you. This allows you to see how this experience is effecting you on spiritual, energetic, emotional and physical levels, as well as what course of action is needed to allow the gifts within the situation to unfold.

Example:

If you were asking about a relationship situation, for instance, you would draw the cards holding that situation in mind. The first house would tell you what you are learning right now on a spiritual level from the relationship. The second house would describe the energetic basis of the relationship at the moment. The third house would address the emotional dynamics you are experiencing, etc. All of these cards would address the relationship issue from a different level.

In-depth Reading Worksheet

Date:

Issue Being Addressed:

1st house: East – Wind – Spirit

Gift:

Element:

Elemental Interaction:

Interpretation:

Lesson:

Element:

Elemental Interaction:

Interpretation:

2nd house: South- Fire - Energy

Gift:

Element:

Elemental Interaction:

Interpretation:

Lesson:

Element:

Elemental Interaction:

Interpretation:

3rd house: West – Water - Emotion

Gift:

Element:

Elemental Interaction:

Interpretation:

Lesson:
Element:
Elemental Interaction:
Interpretation:

4th house: North – Earth - Physicality

Gift:
Element:
Elemental Interaction:
Interpretation:

Lesson:
Element:
Elemental Interaction:
Interpretation:

5th house: Center – Storm - Integration

Gift:
Element:
Elemental Interaction:
Interpretation:

Lesson:
Element:
Elemental Interaction:
Interpretation:

Questions:

*What are some possible courses of action indicated by the lesson cards?
Where are you in this learning cycle? Which gifts and lessons have you worked through, which are you in currently, and which are developing for you?*

NOTES: